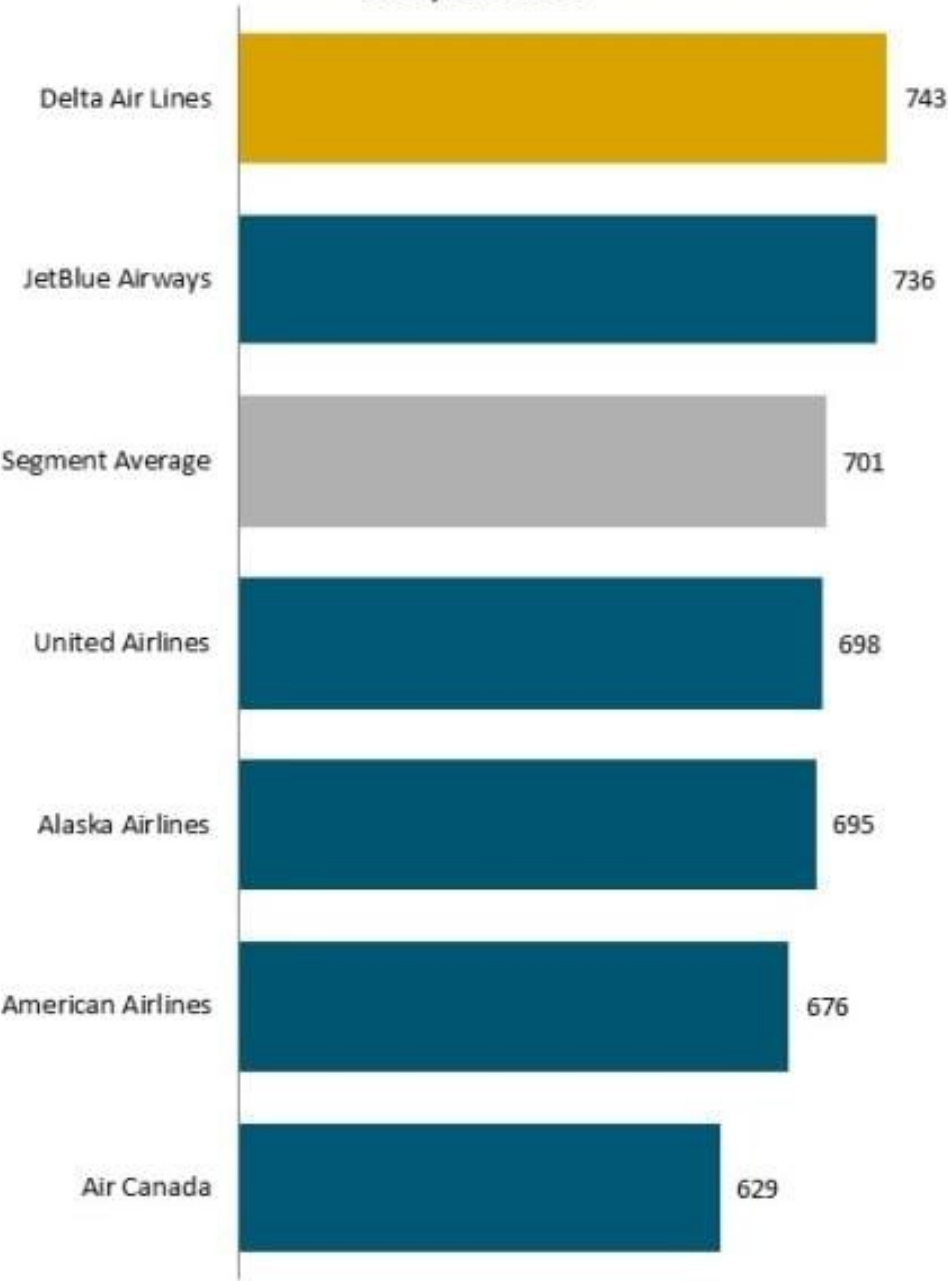


J.D. Power 2024 North America Airline Satisfaction StudySM

Overall Customer Satisfaction Index Ranking

(Based on a 1,000-point scale)

First/Business



Source: J.D. Power 2024 North America Airline Satisfaction StudySM

Charts and graphs extracted from this press release for use by the media must be accompanied by a statement identifying J.D. Power as the publisher and the study from which it originated as the source. Rankings are based on numerical scores, and not necessarily on statistical significance. No advertising or other promotional use can be made of the information in this release or J.D. Power survey results without the express prior written consent of J.D. Power.

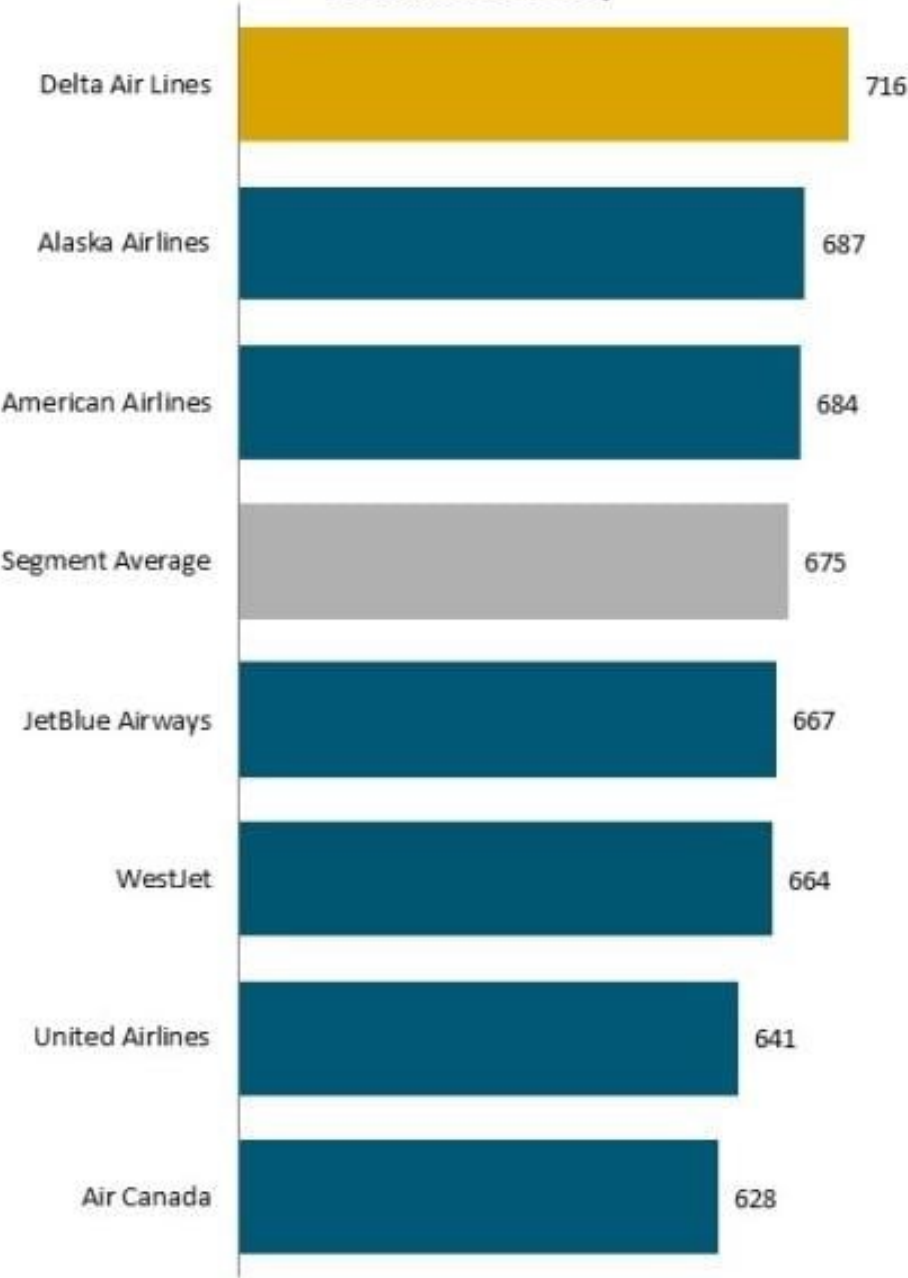
J.D. Power

2024 North America Airline Satisfaction StudySM

Overall Customer Satisfaction Index Ranking

(Based on a 1,000-point scale)

Premium Economy



Source: J.D. Power 2024 North America Airline Satisfaction StudySM

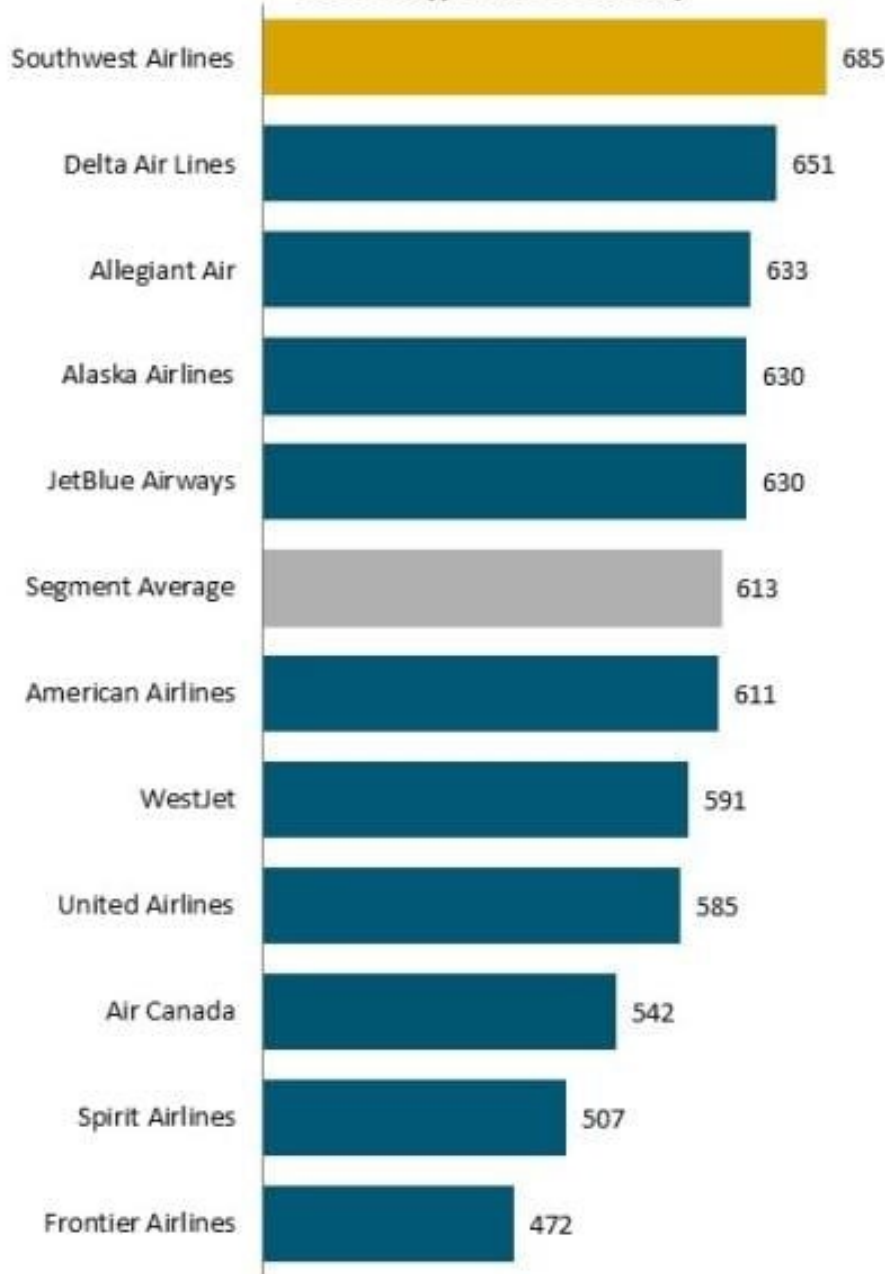
Charts and graphs extracted from this press release for use by the media must be accompanied by a statement identifying J.D. Power as the publisher and the study from which it originated as the source. Rankings are based on numerical scores, and not necessarily on statistical significance. No advertising or other promotional use can be made of the information in this release or J.D. Power survey results without the express prior written consent of J.D. Power.

J.D. Power 2024 North America Airline Satisfaction StudySM

Overall Customer Satisfaction Index Ranking

(Based on a 1,000-point scale)

Economy/Basic Economy



Source: J.D. Power 2024 North America Airline Satisfaction StudySM

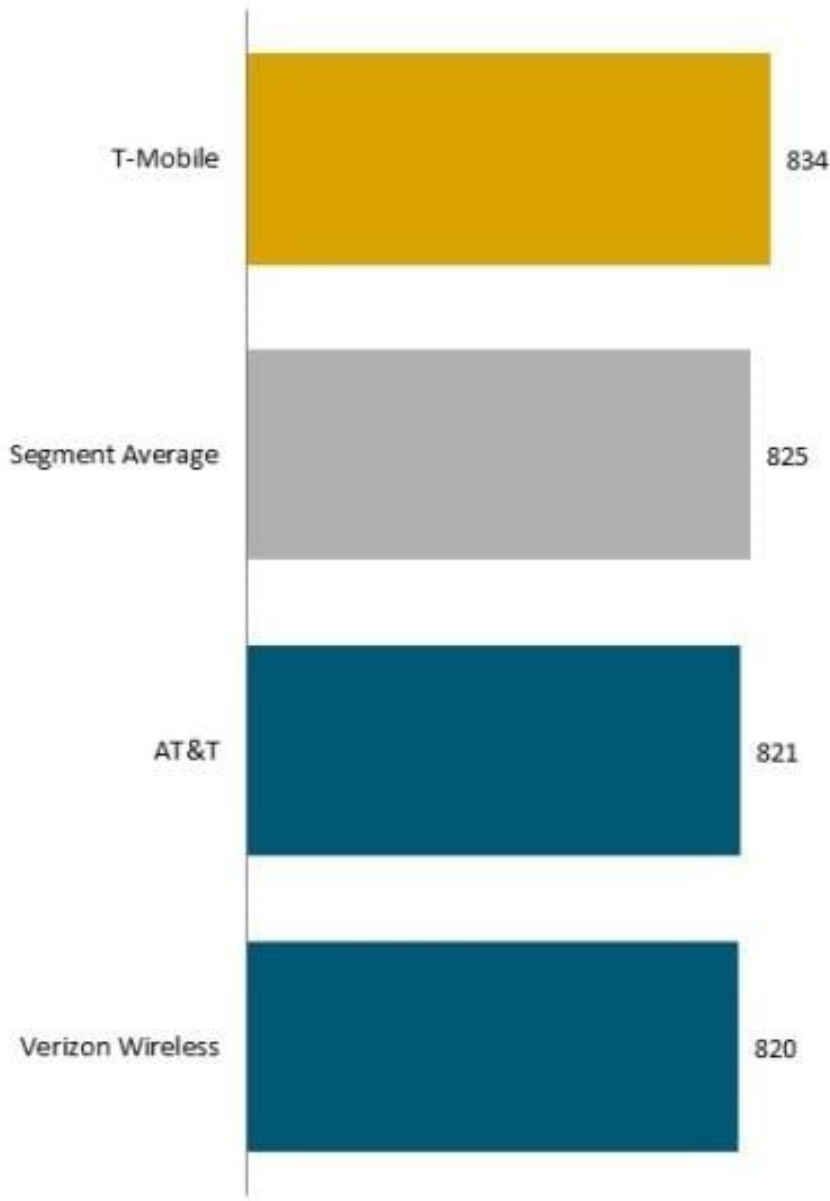
Charts and graphs extracted from this press release for use by the media must be accompanied by a statement identifying J.D. Power as the publisher and the study from which it originated as the source. Rankings are based on numerical scores, and not necessarily on statistical significance. No advertising or other promotional use can be made of the information in this release or J.D. Power survey results without the express prior written consent of J.D. Power.

J.D. Power 2024 U.S. Wireless Customer Care StudySM – Volume 1

Overall Customer Satisfaction Index Ranking

(Based on a 1,000-point scale)

Mobile Network Operators



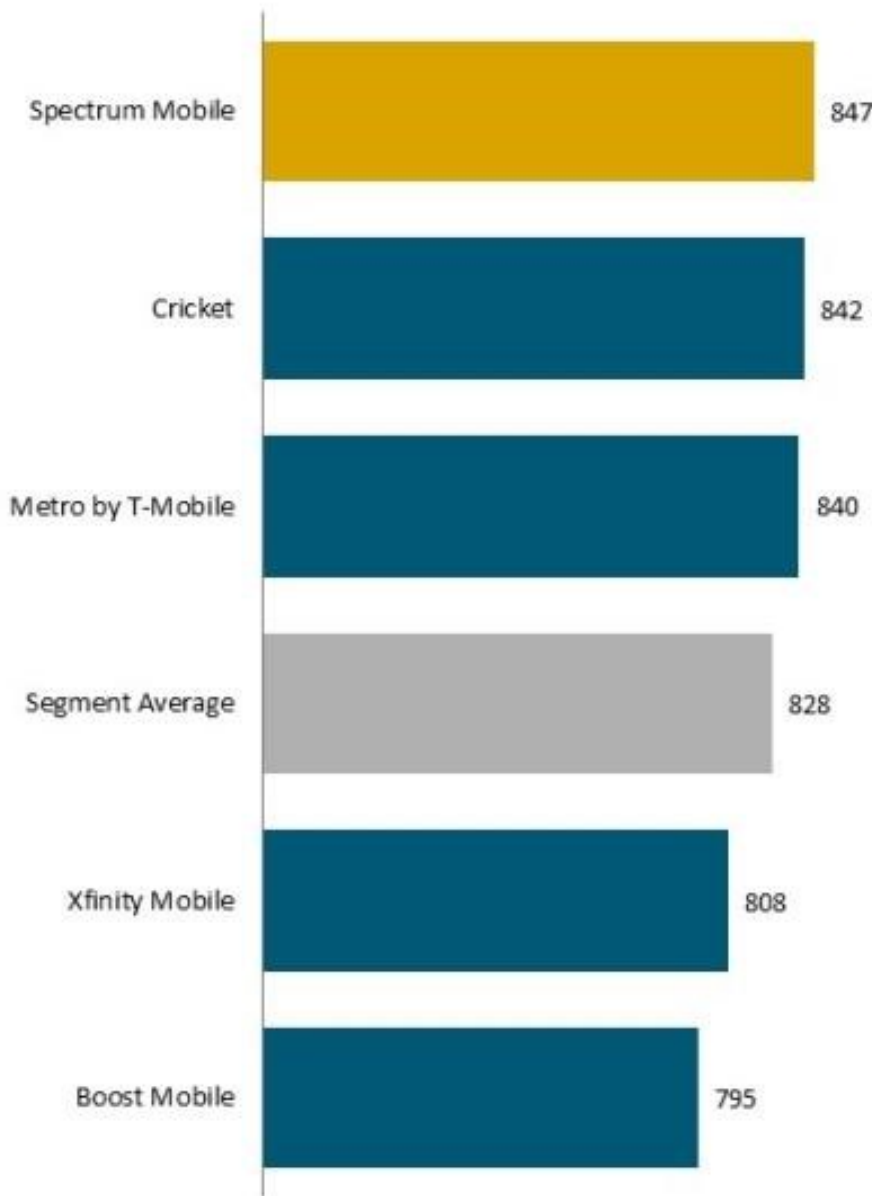
Source: J.D. Power 2024 U.S. Wireless Customer Care StudySM – Volume 1

Charts and graphs extracted from this press release for use by the media must be accompanied by a statement identifying J.D. Power as the publisher and the study from which it originated as the source. Rankings are based on numerical scores, and not necessarily on statistical significance. No advertising or other promotional use can be made of the information in this release or J.D. Power survey results without the express prior written consent of J.D. Power.

J.D. Power
2024 U.S. Wireless Customer Care StudySM – Volume 1

Overall Customer Satisfaction Index Ranking
(Based on a 1,000-point scale)

Full-Service Mobile Virtual Network Operators



Source: J.D. Power 2024 U.S. Wireless Customer Care StudySM – Volume 1

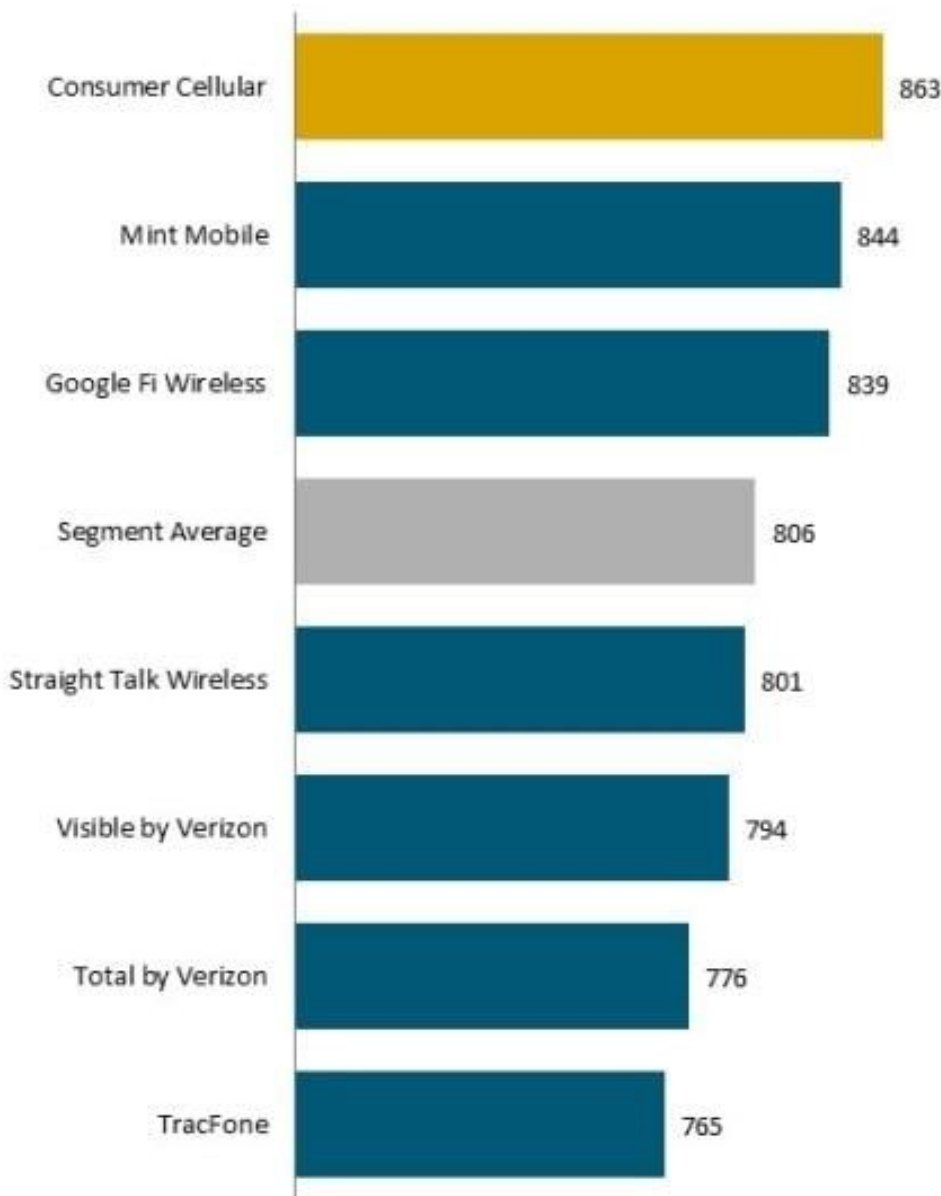
Charts and graphs extracted from this press release for use by the media must be accompanied by a statement identifying J.D. Power as the publisher and the study from which it originated as the source. Rankings are based on numerical scores, and not necessarily on statistical significance. No advertising or other promotional use can be made of the information in this release or J.D. Power survey results without the express prior written consent of J.D. Power.

J.D. Power
2024 U.S. Wireless Customer Care StudySM – Volume 1

Overall Customer Satisfaction Index Ranking

(Based on a 1,000-point scale)

Value Mobile Virtual Network Operators

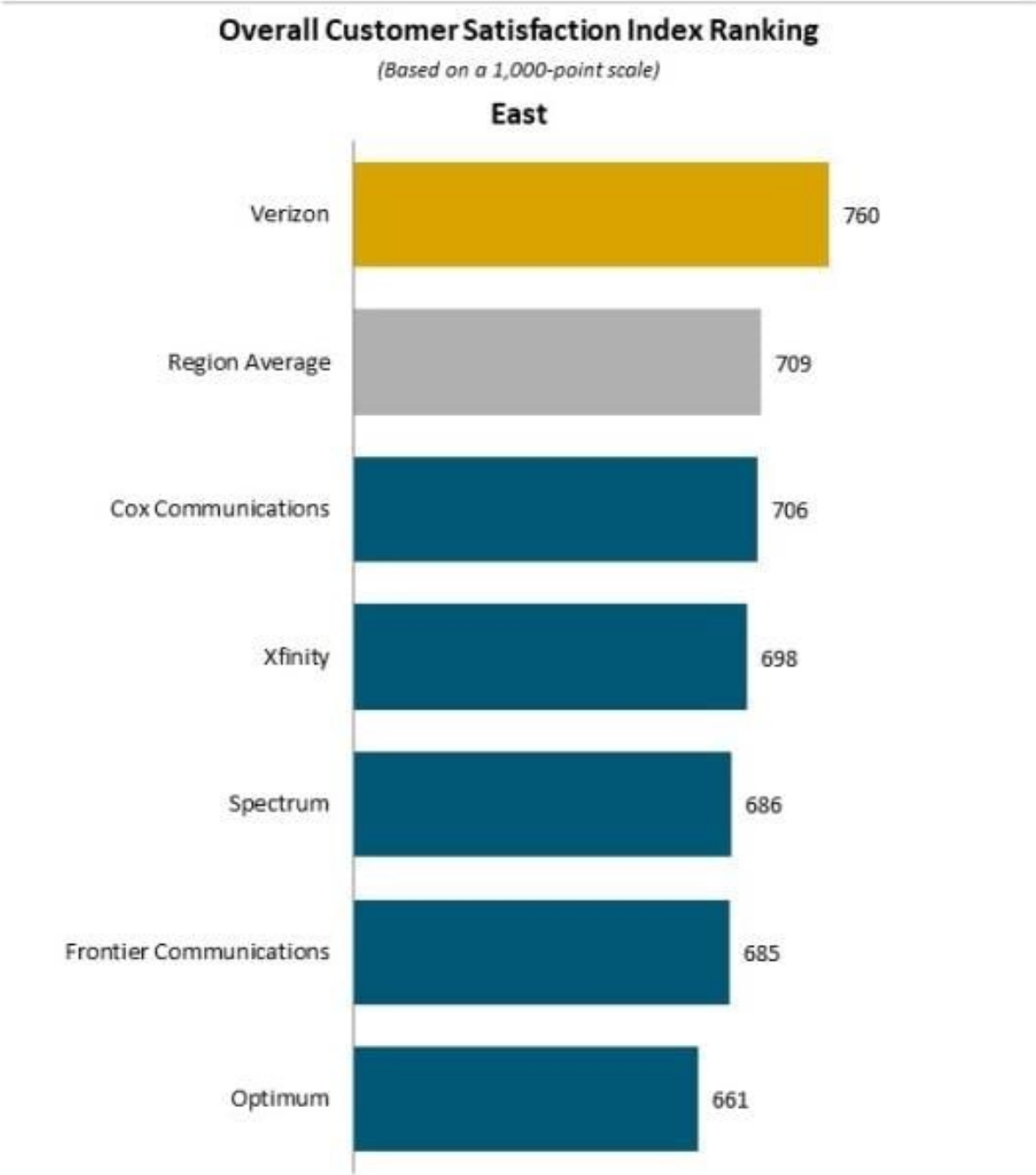


Source: J.D. Power 2024 U.S. Wireless Customer Care StudySM – Volume 1

Charts and graphs extracted from this press release for use by the media must be accompanied by a statement identifying J.D. Power as the publisher and the study from which it originated as the source. Rankings are based on numerical scores, and not necessarily on statistical significance. No advertising or other promotional use can be made of the information in this release or J.D. Power survey results without the express prior written consent of J.D. Power.

J.D. Power

2023 U.S. Residential Internet Service Provider Satisfaction StudySM



Note: East includes Connecticut, Delaware, Maine, Maryland, Massachusetts, New Hampshire, New Jersey, New York, Pennsylvania, Rhode Island, Vermont, Virginia, Washington, D.C. and West Virginia.

Source: J.D. Power 2023 U.S. Residential Internet Service Provider Satisfaction StudySM

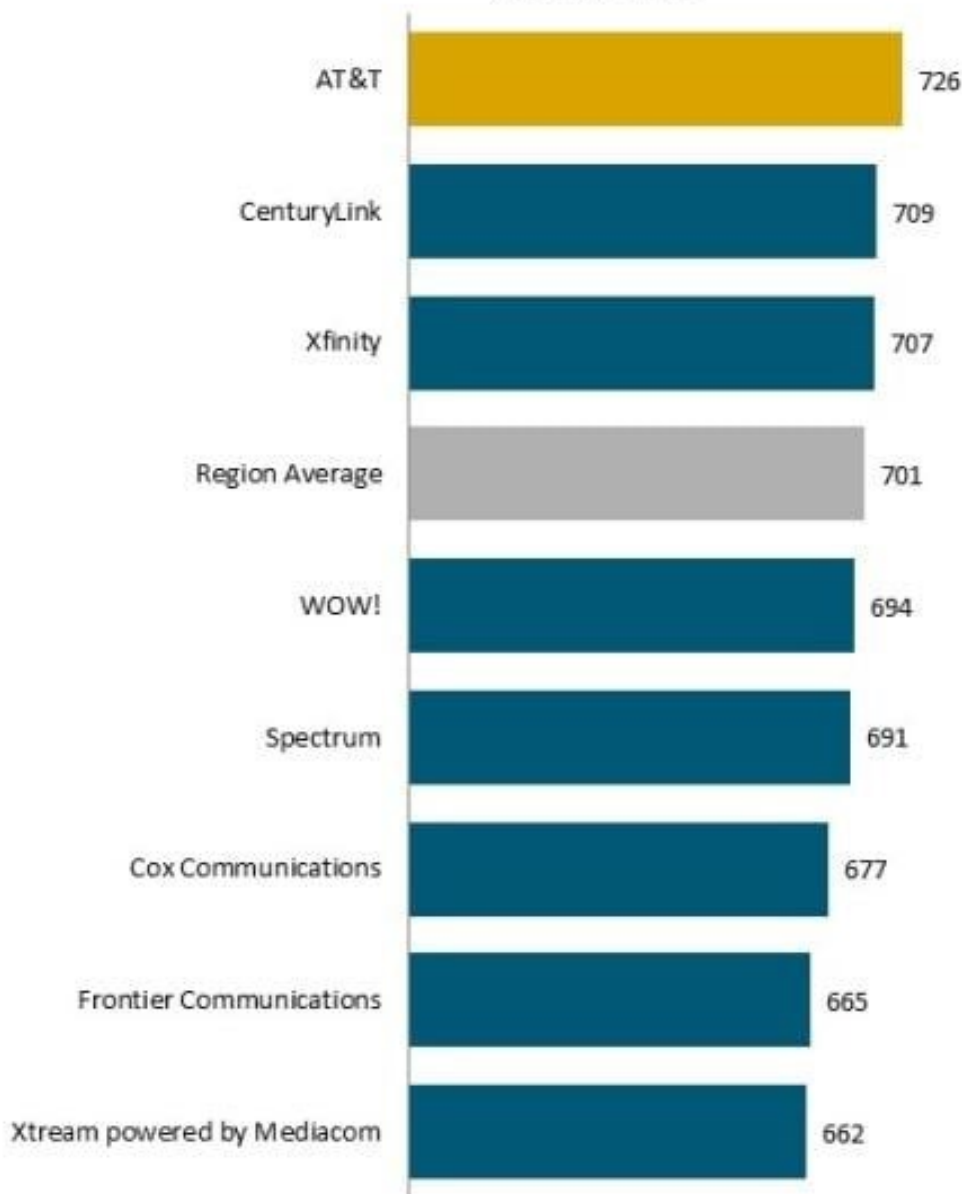
Charts and graphs extracted from this press release for use by the media must be accompanied by a statement identifying J.D. Power as the publisher and the study from which it originated as the source. Rankings are based on numerical scores, and not necessarily on statistical significance. No advertising or other promotional use can be made of the information in this release or J.D. Power survey results without the express prior written consent of J.D. Power.

J.D. Power 2023 U.S. Residential Internet Service Provider Satisfaction StudySM

Overall Customer Satisfaction Index Ranking

(Based on a 1,000-point scale)

North Central



Note: North Central includes Illinois, Indiana, Iowa, Michigan, Minnesota, Nebraska, North Dakota, Ohio, South Dakota and Wisconsin.

Source: J.D. Power 2023 U.S. Residential Internet Service Provider Satisfaction StudySM

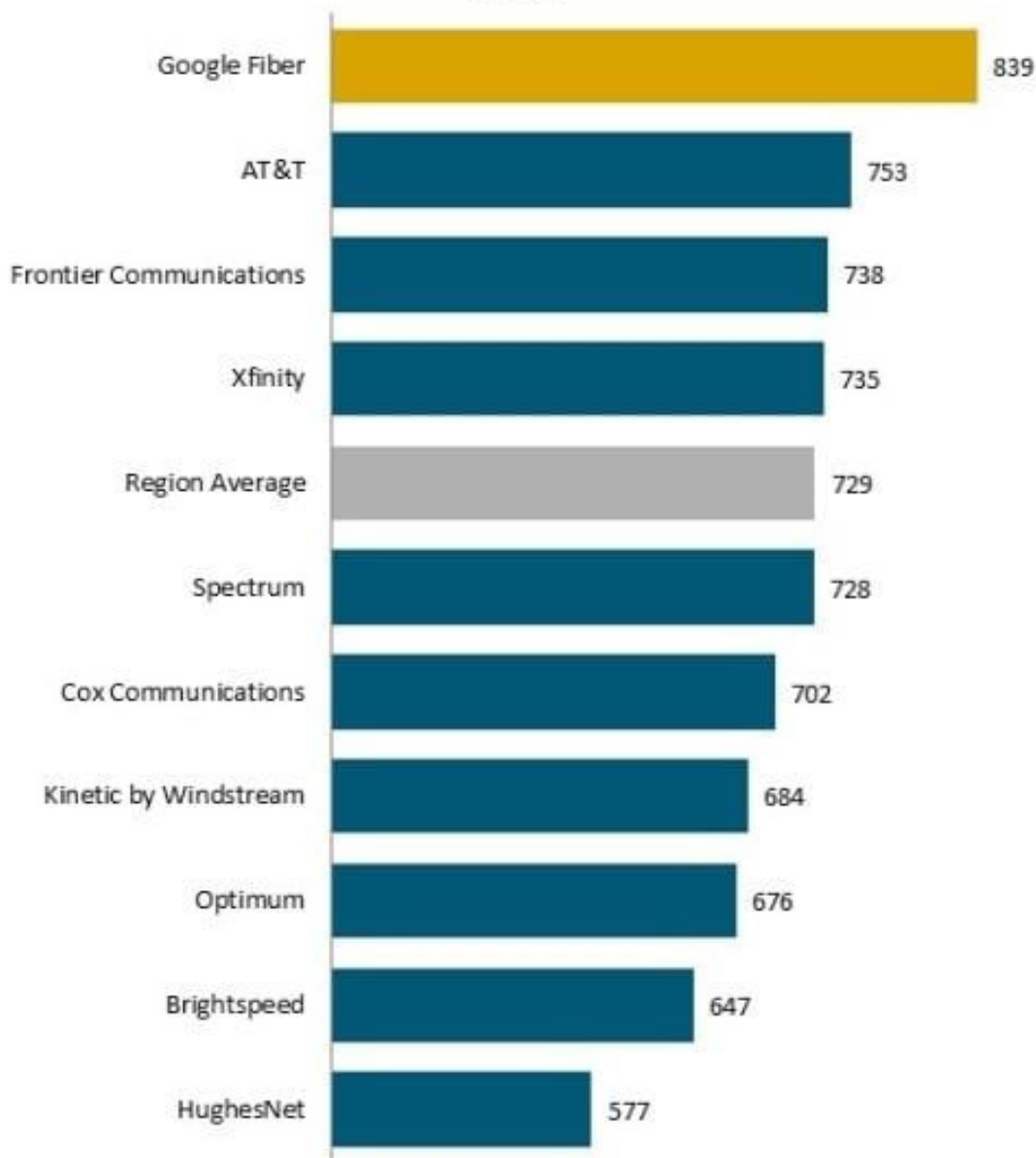
Charts and graphs extracted from this press release for use by the media must be accompanied by a statement identifying J.D. Power as the publisher and the study from which it originated as the source. Rankings are based on numerical scores, and not necessarily on statistical significance. No advertising or other promotional use can be made of the information in this release or J.D. Power survey results without the express prior written consent of J.D. Power.

J.D. Power 2023 U.S. Residential Internet Service Provider Satisfaction StudySM

Overall Customer Satisfaction Index Ranking

(Based on a 1,000-point scale)

South



Note: South includes Alabama, Arkansas, Florida, Georgia, Kansas, Kentucky, Louisiana, Mississippi, Missouri, North Carolina, Oklahoma, South Carolina, Tennessee and Texas.

Source: J.D. Power 2023 U.S. Residential Internet Service Provider Satisfaction StudySM

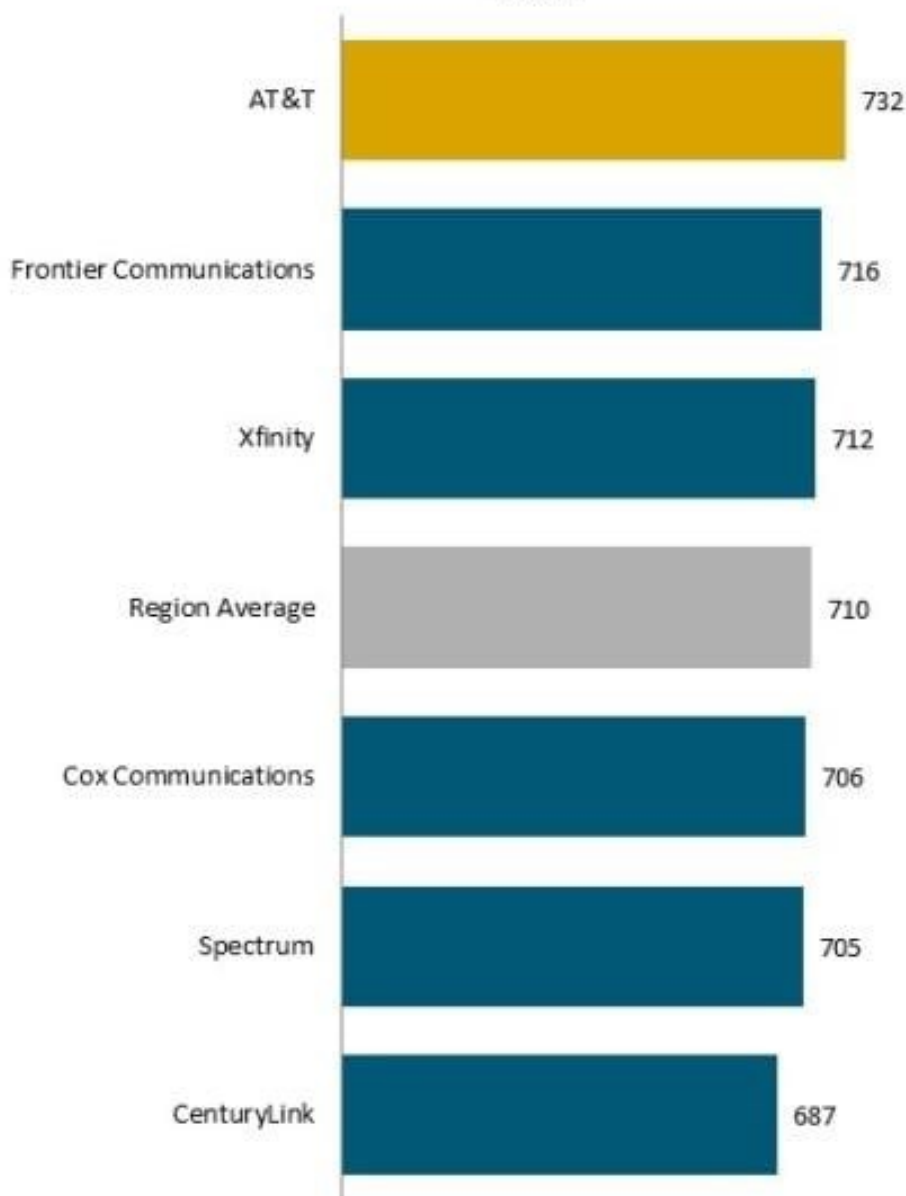
Charts and graphs extracted from this press release for use by the media must be accompanied by a statement identifying J.D. Power as the publisher and the study from which it originated as the source. Rankings are based on numerical scores, and not necessarily on statistical significance. No advertising or other promotional use can be made of the information in this release or J.D. Power survey results without the express prior written consent of J.D. Power.

J.D. Power 2023 U.S. Residential Internet Service Provider Satisfaction StudySM

Overall Customer Satisfaction Index Ranking

(Based on a 1,000-point scale)

West



Note: West includes Alaska, Arizona, California, Colorado, Hawaii, Idaho, Montana, Nevada, New Mexico, Oregon, Utah, Washington and Wyoming.

Source: J.D. Power 2023 U.S. Residential Internet Service Provider Satisfaction StudySM

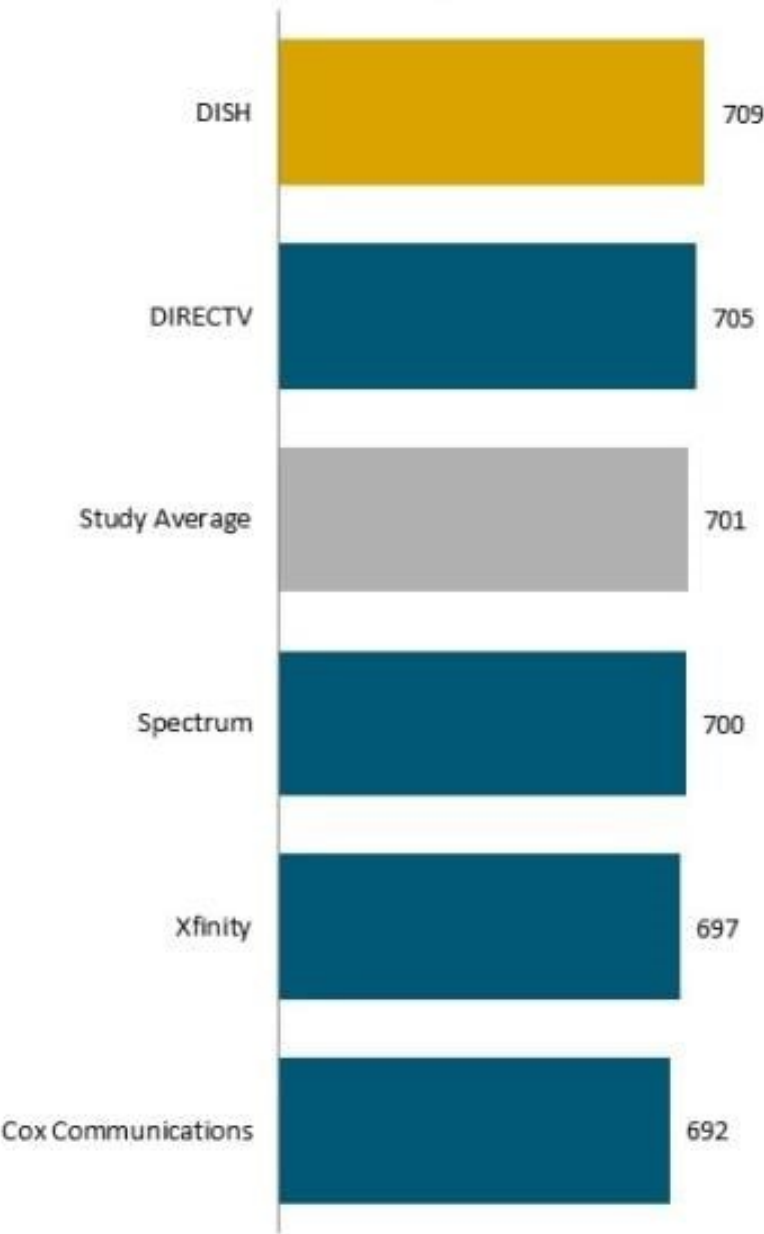
Charts and graphs extracted from this press release for use by the media must be accompanied by a statement identifying J.D. Power as the publisher and the study from which it originated as the source. Rankings are based on numerical scores, and not necessarily on statistical significance. No advertising or other promotional use can be made of the information in this release or J.D. Power survey results without the express prior written consent of J.D. Power.

J.D. Power 2023 U.S. Television Service Provider Satisfaction StudySM

Overall Customer Satisfaction Index Ranking

(Based on a 1,000-point scale)

Cable/Satellite TV—National



Note: Included in the average but not ranked due to insufficient market share in one or more regions are Optimum, Verizon Fios, and Xstream powered by Mediacom.

Source: J.D. Power 2023 U.S. Television Service Provider Satisfaction StudySM

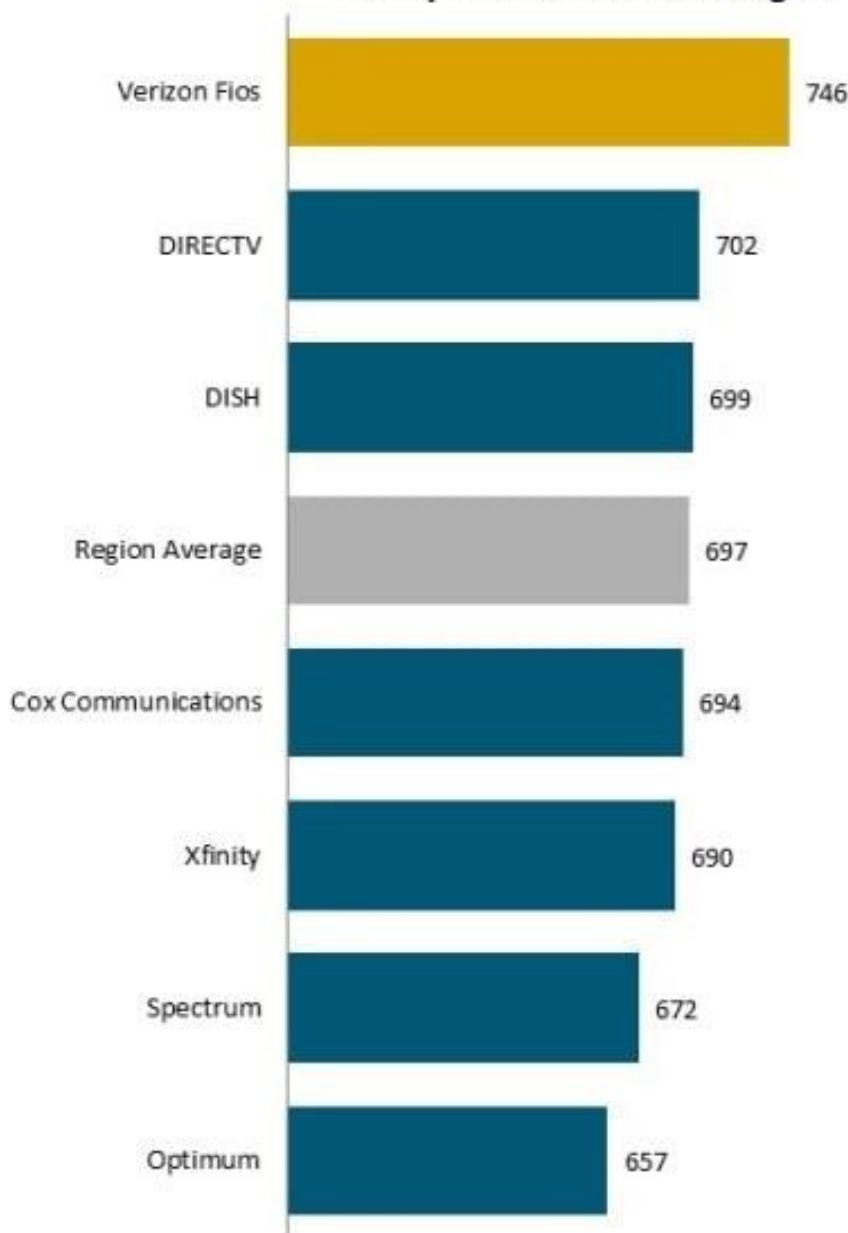
Charts and graphs extracted from this press release for use by the media must be accompanied by a statement identifying J.D. Power as the publisher and the study from which it originated as the source. Rankings are based on numerical scores, and not necessarily on statistical significance. No advertising or other promotional use can be made of the information in this release or J.D. Power survey results without the express prior written consent of J.D. Power.

J.D. Power 2023 U.S. Television Service Provider Satisfaction StudySM

Overall Customer Satisfaction Index Ranking

(Based on a 1,000-point scale)

Cable/Satellite TV—East Region



Note: East includes Connecticut, Delaware, Maine, Maryland, Massachusetts, New Hampshire, New Jersey, New York, Pennsylvania, Rhode Island, Vermont, Virginia, Washington, D.C. and West Virginia.

Source: J.D. Power 2023 U.S. Television Service Provider Satisfaction StudySM

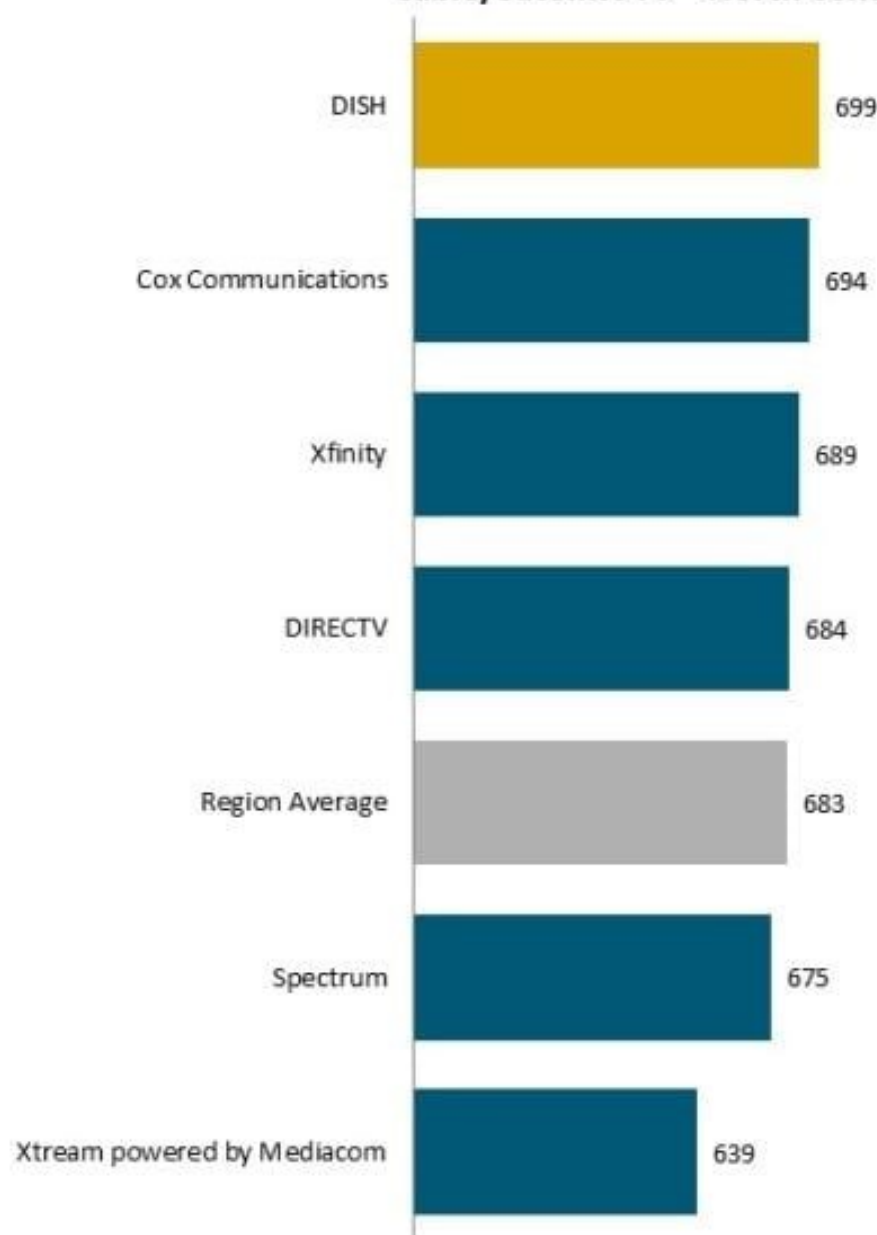
Charts and graphs extracted from this press release for use by the media must be accompanied by a statement identifying J.D. Power as the publisher and the study from which it originated as the source. Rankings are based on numerical scores, and not necessarily on statistical significance. No advertising or other promotional use can be made of the information in this release or J.D. Power survey results without the express prior written consent of J.D. Power.

J.D. Power 2023 U.S. Television Service Provider Satisfaction StudySM

Overall Customer Satisfaction Index Ranking

(Based on a 1,000-point scale)

Cable/Satellite TV—North Central Region



Note: North Central includes Illinois, Indiana, Iowa, Michigan, Minnesota, Nebraska, North Dakota, Ohio, South Dakota and Wisconsin.

Source: J.D. Power 2023 U.S. Television Service Provider Satisfaction StudySM

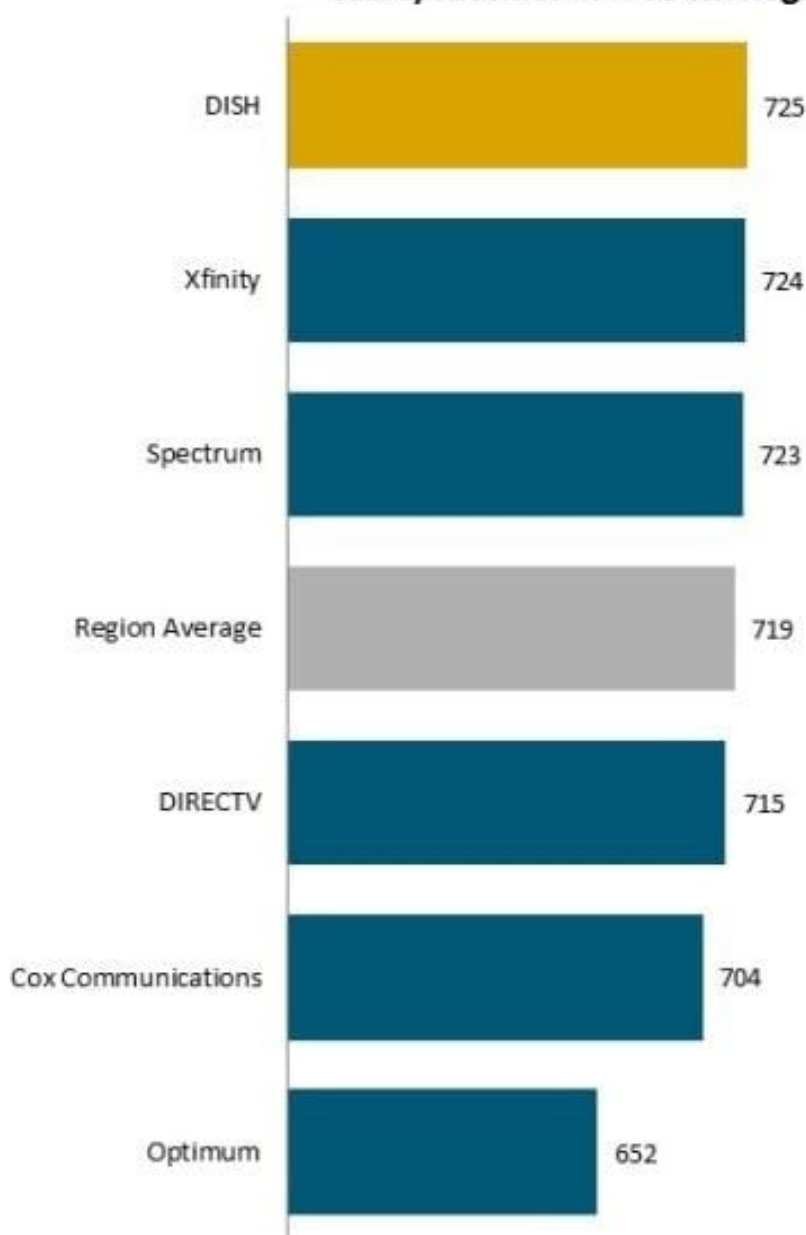
Charts and graphs extracted from this press release for use by the media must be accompanied by a statement identifying J.D. Power as the publisher and the study from which it originated as the source. Rankings are based on numerical scores, and not necessarily on statistical significance. No advertising or other promotional use can be made of the information in this release or J.D. Power survey results without the express prior written consent of J.D. Power.

J.D. Power 2023 U.S. Television Service Provider Satisfaction StudySM

Overall Customer Satisfaction Index Ranking

(Based on a 1,000-point scale)

Cable/Satellite TV—South Region



Note: South includes Alabama, Arkansas, Florida, Georgia, Kansas, Kentucky, Louisiana, Mississippi, Missouri, North Carolina, Oklahoma, South Carolina, Tennessee and Texas.

Source: J.D. Power 2023 U.S. Television Service Provider Satisfaction StudySM

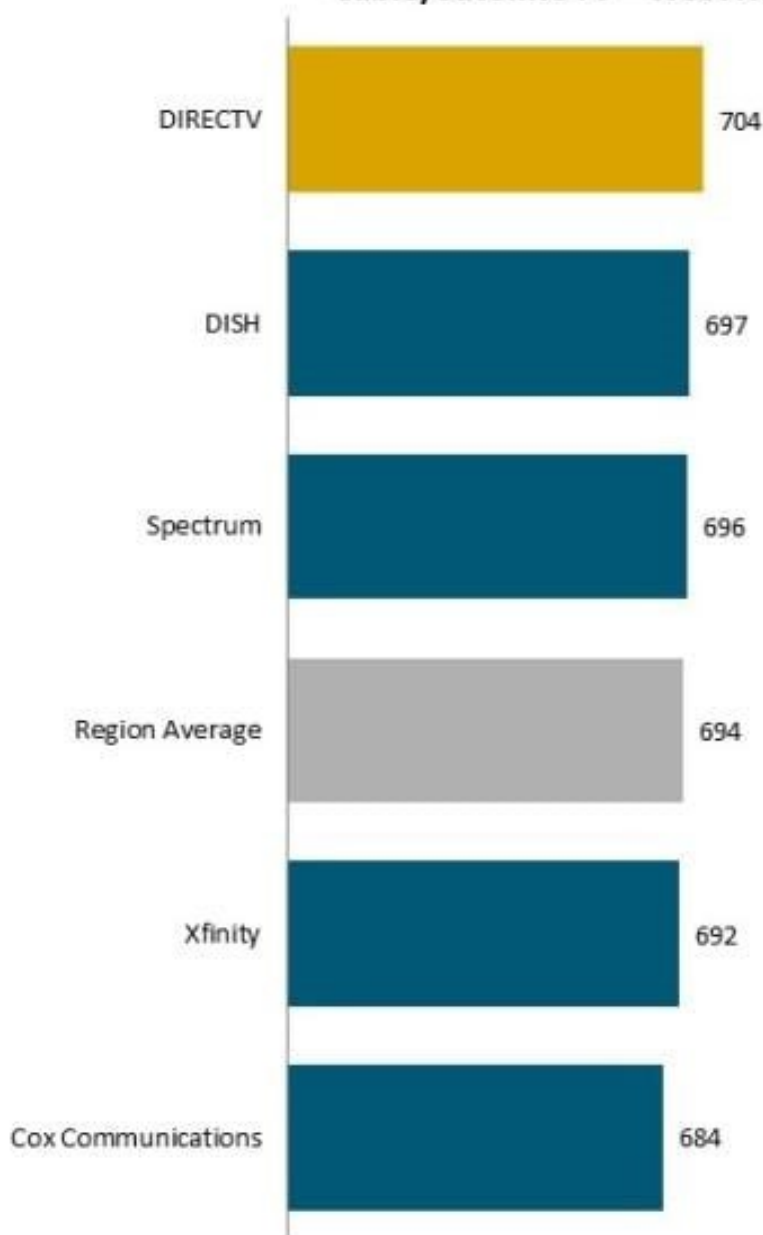
Charts and graphs extracted from this press release for use by the media must be accompanied by a statement identifying J.D. Power as the publisher and the study from which it originated as the source. Rankings are based on numerical scores, and not necessarily on statistical significance. No advertising or other promotional use can be made of the information in this release or J.D. Power survey results without the express prior written consent of J.D. Power.

J.D. Power 2023 U.S. Television Service Provider Satisfaction StudySM

Overall Customer Satisfaction Index Ranking

(Based on a 1,000-point scale)

Cable/Satellite TV—West Region



Note: West includes Alaska, Arizona, California, Colorado, Hawaii, Idaho, Montana, Nevada, New Mexico, Oregon, Utah, Washington and Wyoming.

Source: J.D. Power 2023 U.S. Television Service Provider Satisfaction StudySM

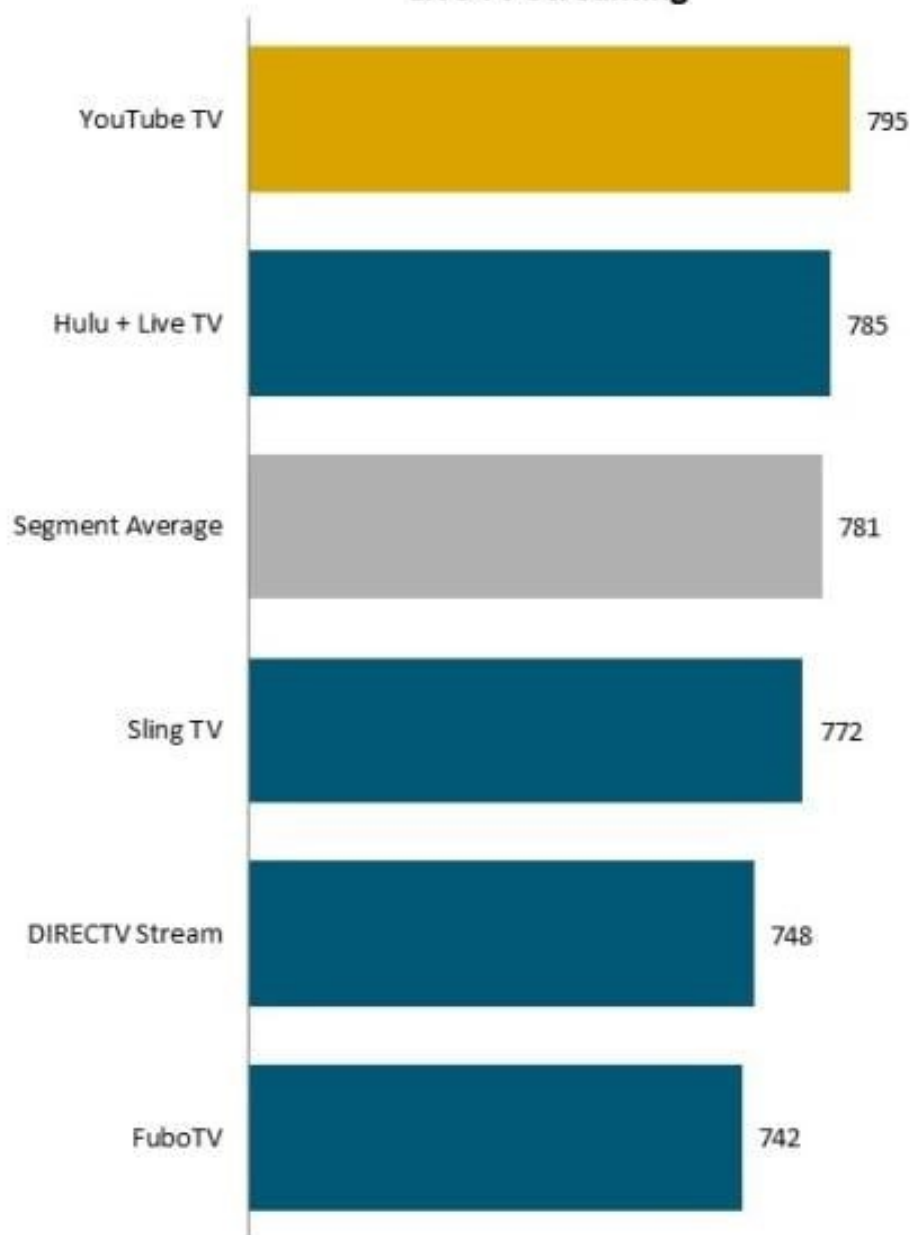
Charts and graphs extracted from this press release for use by the media must be accompanied by a statement identifying J.D. Power as the publisher and the study from which it originated as the source. Rankings are based on numerical scores, and not necessarily on statistical significance. No advertising or other promotional use can be made of the information in this release or J.D. Power survey results without the express prior written consent of J.D. Power.

J.D. Power 2023 U.S. Television Service Provider Satisfaction StudySM

Overall Customer Satisfaction Index Ranking

(Based on a 1,000-point scale)

Live TV Streaming



Source: J.D. Power 2023 U.S. Television Service Provider Satisfaction StudySM

Charts and graphs extracted from this press release for use by the media must be accompanied by a statement identifying J.D. Power as the publisher and the study from which it originated as the source. Rankings are based on numerical scores, and not necessarily on statistical significance. No advertising or other promotional use can be made of the information in this release or J.D. Power survey results without the express prior written consent of J.D. Power.